
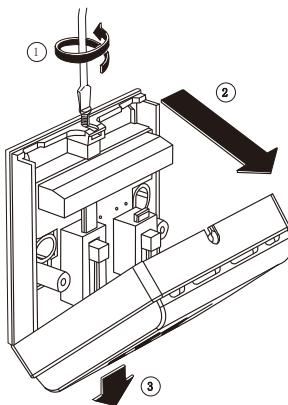


THREE SPEED SWITCH

GR-100S



INSTALLATION DIAGRAM



SUMMARY

The GR-100S series three speed switch, suitable for office, shop, high-grade office buildings, hotel; air-conditioning heating, can be on the Central air conditioning electric valve and the fan coil unit 3 speed Control. Design the product in the modern sense, gradeLuxury, stable performance, can bear relatively large power Load.

TECHNICAL PARAMETERS

Rated voltage: 220V AC 50/60Hz

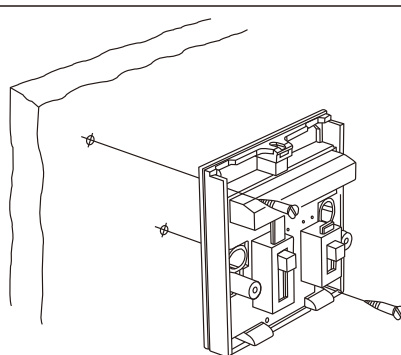
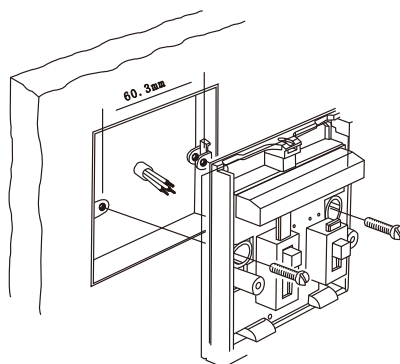
Load current: <3A negative load

Case material: flame retardant ABS plastic

Environment temperature: -25 °C ~ 55 °C

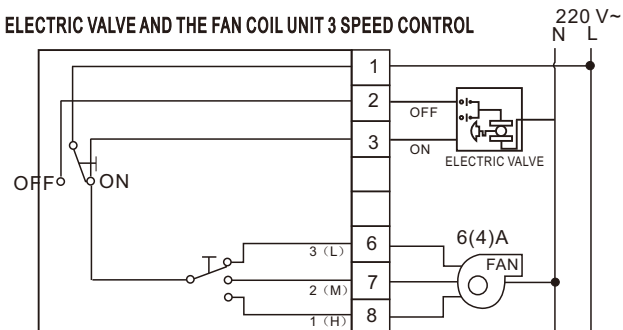
Independent switch: long service life than traditional rotary switch,
More convenient, faster

Liquid crystal display: different colors for different wind speed

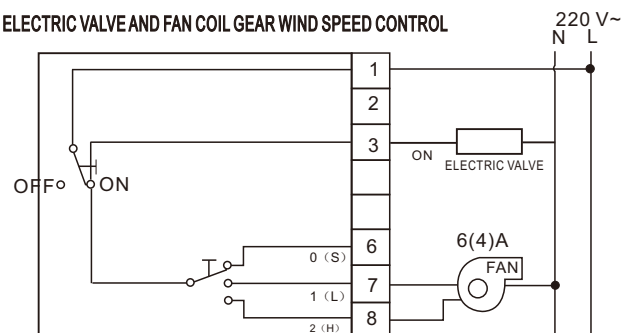


WIRING DIAGRAM

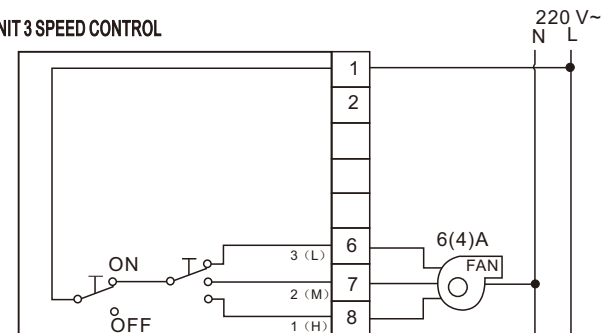
1 THREE WIRE ELECTRIC VALVE AND THE FAN COIL UNIT 3 SPEED CONTROL



2 THE SECOND ELECTRIC VALVE AND FAN COIL GEAR WIND SPEED CONTROL



3 THE FAN COIL UNIT 3 SPEED CONTROL



This file may be changed at any time, without notice